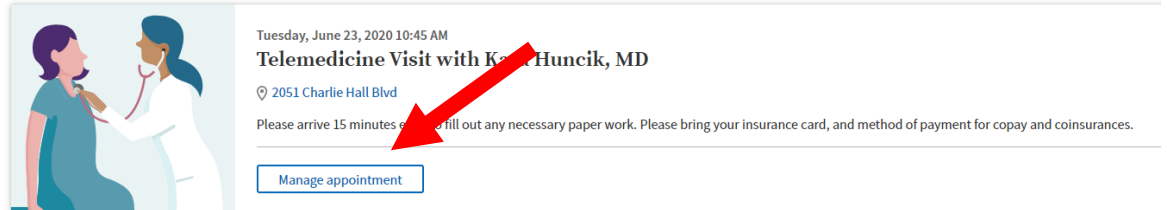


Virtual Visit Appointment Instructions

1. Visit the Patient Portal [here](#) ahead of your appointment time to complete pre-visit paperwork
 - a. Click “Manage Appointment” to access pre-visit paperwork

Appointments



- b. Review “Forms to Complete” by clicking on each form

Appointment

Date, Time, and Location

Telemedicine Visit
Kara Huncik, MD

Tuesday, 06/23/20 at 10:45 AM
Telehealth | [Directions](#)

[Reschedule](#) [Cancel](#)

Instructions and Medical Forms

Please arrive 15 minutes early to fill out any necessary paper work. Please bring your insurance card, and method of payment for copay and coinsurances.

3 Forms to Complete

[ECONNECT CPA Doxy.me Instructions](#)
[ECONNECT Informed Consent & Disclosure](#)
[ECONNECT Telehealth ABN](#)

2. Use a computer or device with camera and microphone



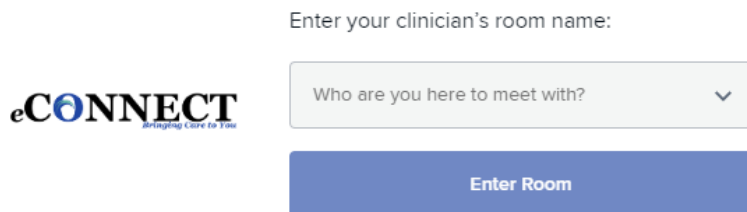
3. Click [here](#) ahead of your appointment time to check your connection

Questions? Call 843-573-2535

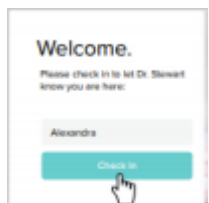
Virtual Visit Appointment Instructions

4. Go to cpakids.doxy.me to complete Virtual Visit
 - a. Find the clinician's name in the drop down list that you are scheduled with. This will take you to the virtual waiting room

Enter your clinician's room name:

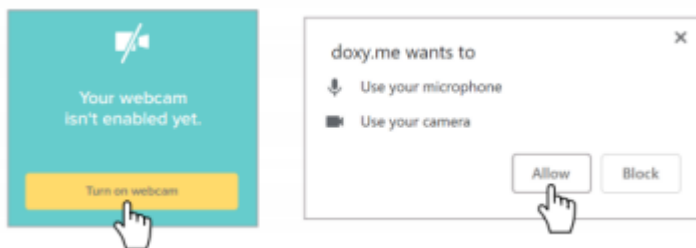


5. Type in your name and click check in



- ✓ Secure
- ✓ No software to download
- ✓ HIPAA compliant
- ✓ No registration needed

6. Allow your browser to use your webcam and microphone



7. Once in the waiting room, your provider will join you shortly to start the visit

Quick Tips:

- If you are scheduled for an ADHD med check, please ensure you collect the following vitals on your child prior to the appointment: weight, height, blood pressure (if available).
- For any suspected illness/fever, please ensure you collect a temperature on your child prior to their appointment.

Questions? Call 843-573-2535